

**GENERAL NOTES:**

At a minimum all concrete to be grade N25 broom finished 125mm minimum thickness. All concrete works to be reinforced min SL72 mesh. Ensure min top and bottom cover of 50mm.

Slip resistance for slab to comply with Australian Standards for external footpaths – class 'V'.

All concrete areas to have 1:50 minimum crossfall away from BBQ.

**BBQ INSTALLATION:**

Refer to UMS 711 for BBQ design. BBQ to be supplied by nominated BCC supplier.

Slab size is shown as a minimum. Size of slab may increase at nodal points or where additional circulation space around BBQ is required.

Provide lighting where specified for BBQ picnic node.

Construct grease trap and soakage trench as shown.

Waste direction to be on the low side and selected on a site by site basis.

Sump and copper piping to be installed by qualified plumber. Copper piping to be class 'B' 100mm dia.

All electrical work to be undertaken by a qualified electrician. BBQ electrical supply to be from a metered supply – Refer to manufacturer's specifications for required power supply.

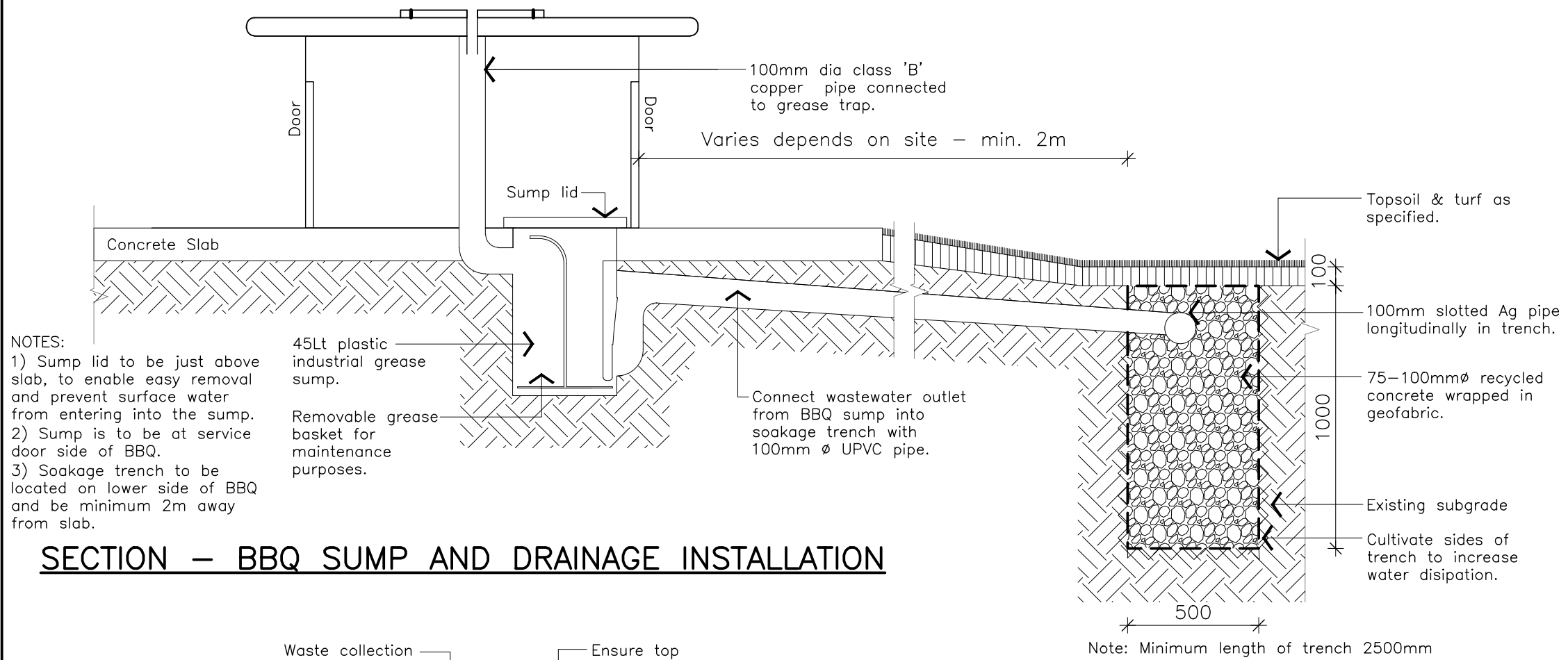
Ensure mown height of grass (turf) areas finishes flush with pavement area.

Ensure garden areas (mulch) finish 25mm below adjacent F.S.L's of pavement areas.

Where applicable – incorporate BBQ as part of integrated picnic setting nodes (refer UMS 751).

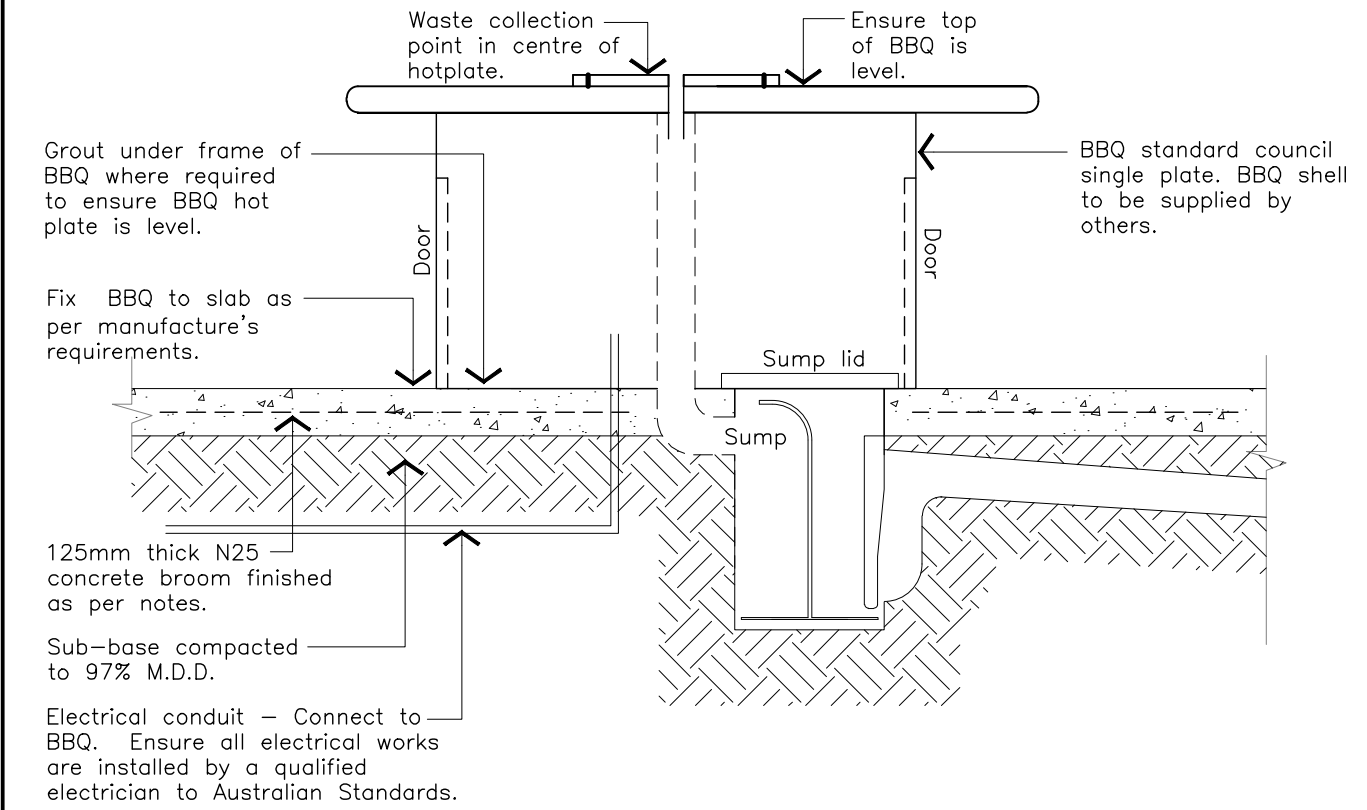
Ensure BBQs are located and landscaped in accordance with subdivision and development guidelines.

Dimensions in millimetres. (u.n.o.).

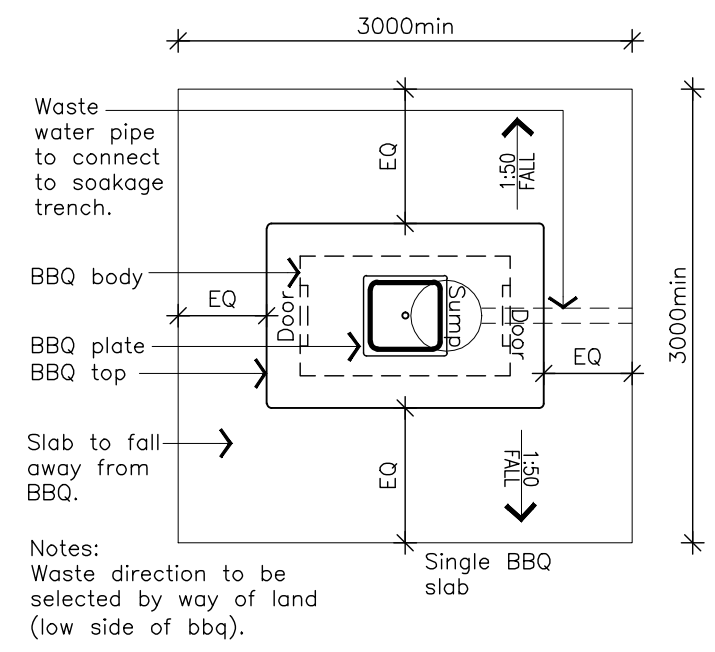


**NOTES:**  
 1) Sump lid to be just above slab, to enable easy removal and prevent surface water from entering into the sump.  
 2) Sump is to be at service door side of BBQ.  
 3) Soakage trench to be located on lower side of BBQ and be minimum 2m away from slab.

**SECTION - BBQ SUMP AND DRAINAGE INSTALLATION**



**FRONT VIEW - BBQ INSTALLATION**



**PLAN VIEW - SLAB SIZE INSTALLATION**

ISSUE	AMENDMENT	DRAWN DATE	CHK'D DATE	APPR'D DATE
B	AMENDED ISSUE - BBQ NOTES AND DETAILS REVISED	Jun '10	DK Jun '10	DV Jun '10
A	ORIGINAL ISSUE	Dec '03	Jul '04	PC 19/04

DESIGN AUTHORISED FOR ISSUE PAUL COTTON SIGNATURE ON ORIGINAL DATED 03/09/04				DESIGN	CITY DESIGN -L.A.	DATE	Dec '03
MANAGER CITY ASSETS, R.P.E.Q: 2546				DRAWN	City Design - L.A.	DATE	Dec '03
DESIGN APPROVED LAUREN TEMPLEMAN SIGNATURE ON ORIGINAL DATED 31/08/04				CHECKED	UMD - EXP (L.T.) and MB (DL & GM)	DATE	Jun '04
PRINCIPAL PROGRAM OFFICER PARKS				DRAWING FILENAME	UMS 717		
				ASSOCIATED PLANS			



**BRISBANE CITY COUNCIL STANDARD DRAWING**

**SINGLE ELECTRIC BBQ  
INSTALLATION DETAIL**

SCALE	1:10
DWG No.	<b>UMS 717</b>
ORIGINAL SIZE	A3
REVISION	B