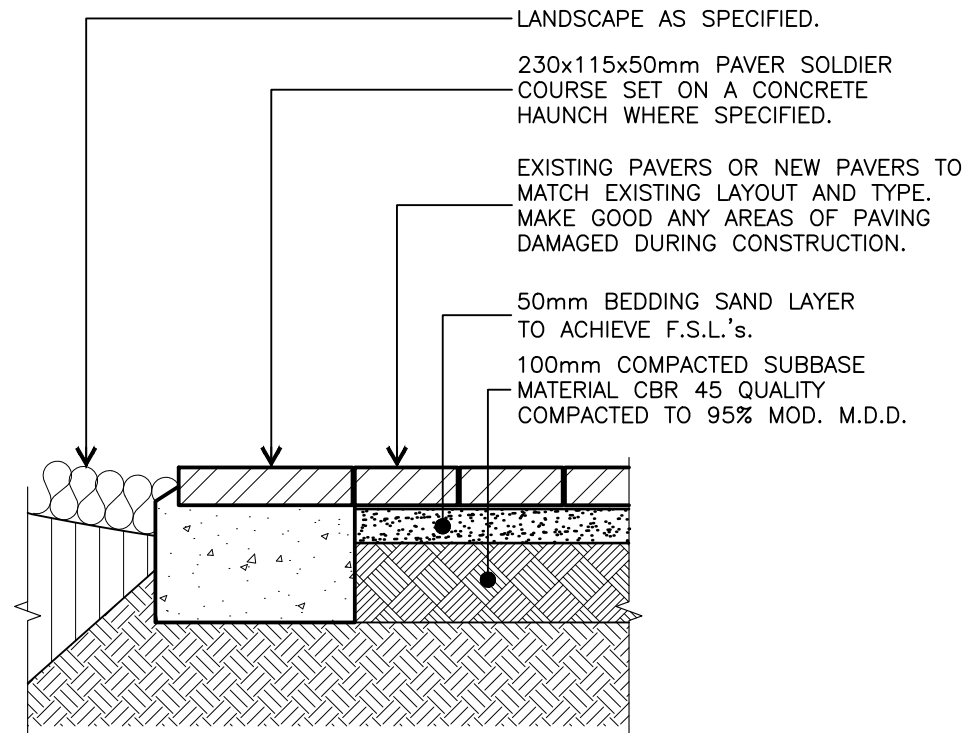
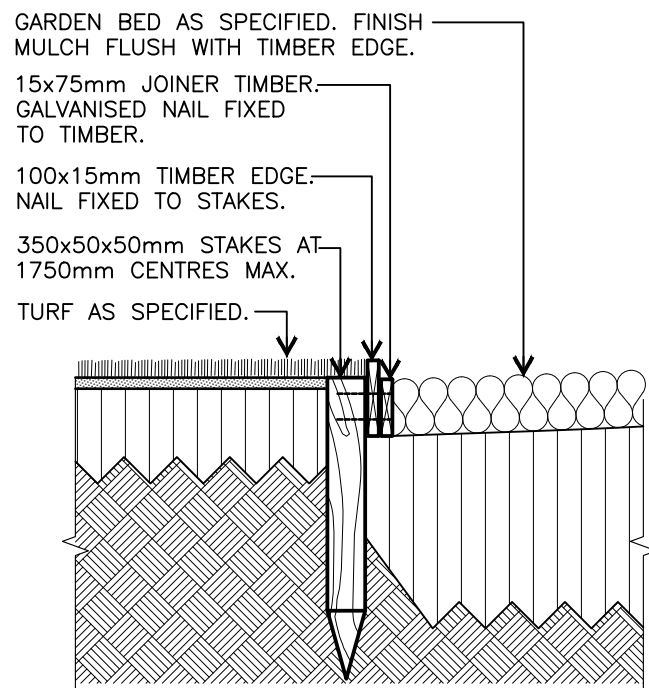


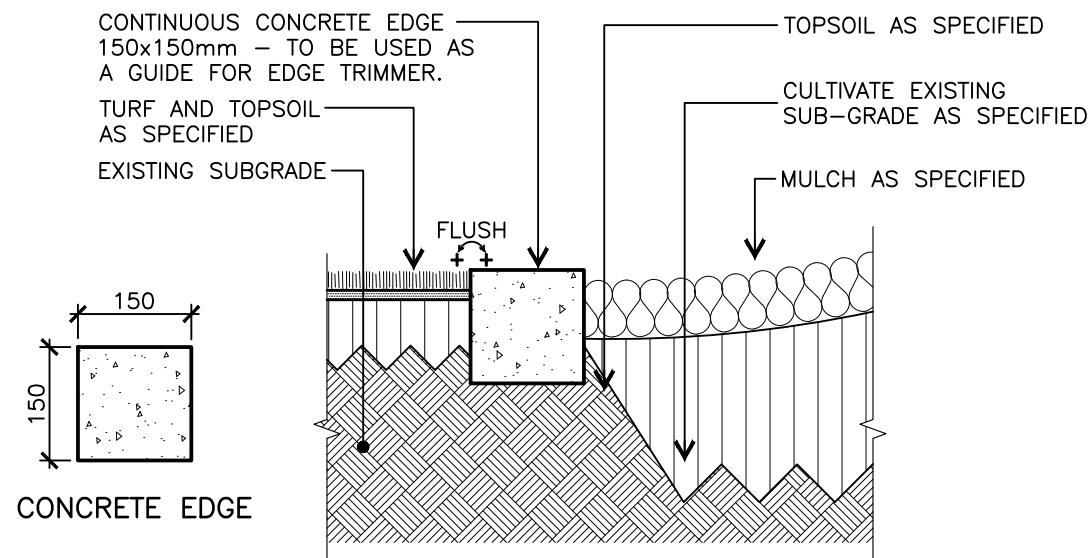
**PATH TO GARDEN EDGE – SECTION**



**PAVER GARDEN EDGE – SECTION**



**TIMBER EDGE – SECTION**



**CONCRETE EDGE – SECTION**

**GENERAL NOTES**

ENSURE MOWN HEIGHT OF GRASS (TURF) AREAS FINISHES FLUSH WITH EDGING..  
 ENSURE GARDEN AREAS (MULCH) FINISH 25mm BELOW ADJACENT F.S.L.'s OF PATHS AND PAVEMENT AREAS, AND FLUSH WITH TIMBER OR CONCRETE GARDEN EDGING.  
 ALL DIMENSIONS IN MILLIMETRES (U.N.O.).

**CONCRETE WORKS**

ALL MACHINE PLACED (EXTRUDED) CONCRETE TO BE GRADE S32. INSTALL CONTRACTION JOINTS AT 4m INTERVALS BY FORMING GROOVES 40mm DEEP BY 6mm WIDE TO ALL EXPOSED SURFACES NORMAL TO THE ALIGNMENT OF THE KERB.  
 ALL CONCRETE FOR HAUNCHES UNDER PAVERS TO BE GRADE N25.  
 ALL PATHS/PAVEMENT AREAS TO HAVE 1:50 MINIMUM CROSS-FALL.  
 PATHS & PAVEMENTS TO COMPLY WITH AUSTRALIAN STANDARDS AND COUNCIL REQUIREMENTS FOR ACCESS & MOBILITY (AS 1428-2003).  
 POSITION STAKES ON TIMBER EDGING AT CLOSER CENTRES WHERE REQUIRED.

**TIMBER NOTES**

ALL TIMBER TO BE ACQ TREATED ROUGH SAWN APPEARANCE GRADE HARDWOOD OF A SINGLE SPECIES.  
 ALL TIMBER IN CONTACT WITH GROUND TO BE PRESERVATIVE TREATED TO HAZARD CLASS H5 TO AS 1604.1-2000 AND HAVE A DURABILITY CLASS 1 OR 2 TO AS 5604-2003.  
 ALL TIMBER TO BE FREE OF KNOTS, SPLINTERS, CRACKS OR ANY MAJOR DEFECT.  
 LOCATE TIMBER EDGE AS NOTED ON PLAN.  
 FIX EDGE WITH 2 (MIN.) NAILS PER STAKE.  
 TO FORM CURVES SAW CUT RELIEF TO EDGE TO PROMOTE EASE OF BENDING. STAKE AT CLOSER CENTRES WHERE REQUIRED.

ISSUE	AMENDMENT	DRAWN DATE	CHK'D DATE	APPR'D DATE
B	Garden Edge Dimension Modified	DL 06/10	IC 12/10	PC 01/11
A	ORIGINAL ISSUE	Dec '03	Jul '04	PC 09/04

DESIGN AUTHORIZED FOR ISSUE PAUL COTTON SIGNATURE ON ORIGINAL DATED 03/09/04	DESIGN	CITY DESIGN - L.A.	DATE	Dec '03
MANAGER INFRASTRUCTURE MANAGEMENT R.P.E.Q.: 2546	DRAWN	CITY DESIGN - L.A.	DATE	Dec '03
DESIGN APPROVED	CHECKED	UMD - E&P (U.T.) and IMB (D.L. & G.M.)	DATE	Jun '04
LAUREN TEMPLEMAN SIGNATURE ON ORIGINAL DATED 31/08/04	DRAWING FILENAME	UMS 748.dwg		
PRINCIPAL PROGRAM OFFICER PARKS	ASSOCIATED PLANS			



**BRISBANE CITY COUNCIL STANDARD DRAWING**

**GARDEN EDGING**

SCALE 1:10  
 DWG No. UMS 794  
 ORIGINAL SIZE A3 REVISION B