

TREE CORRIDOR IS 400 WIDE WITH CENTRELINE BEING 650 OFF REAR OF KERB. REFER UMS 121 OR 123 FOR SERVICE CORRIDOR WIDTHS.

STAKE TREES AS PER PLANT SCHEDULE. 2 x STAKES REQUIRED (1800x50x50) LOCATED PARALLEL TO KERB. LOCATE STAKES 50 OUTSIDE ROOTBALL AND DRIVE 600 INTO GROUND. TIE WITH 2 APPROVED BLACK PVC INTERLOCKING TIES, IN A FIGURE EIGHT MANNER.

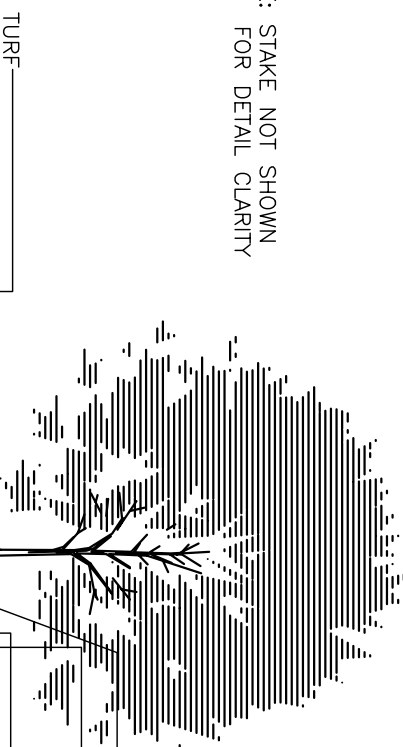
TREE CENTRE:

TREE CANOPY DIAMETER.

MULCH COLLAR GENERALLY 75 THICK x 300 RADIUS. FINISH MULCH 25 BELOW ADJACENT FSL. TYPE OF MULCH AS SPECIFIED. MAINTAIN 50-100 RADIUS SEPARATION BETWEEN MULCH AND STEM OF TREE. TREE STAKE AS ABOVE.

TURF

NOTE: STAKE NOT SHOWN FOR DETAIL CLARITY



NOTE: VERIFY LOCATION OF SERVICES PRIOR TO EXCAVATION OF TREE HOLE.

PLANT TYPE AS PER PLANT SCHEDULE.

MULCH GENERALLY 75 THICK AS ABOVE, FINISHED 25 BELOW ADJACENT FSL. TURF AS SPECIFIED ON 100 THICK MINIMUM TOPSOIL. FINISH TURF FLUSH WITH ADJACENT HARDSTAND SURFACE AND KERB LEVELS.

PLACE THE PLANT IN THE HOLE SO THAT THE TOP OF THE ROOTBALL IS 20 BELOW THE FINISHED SURROUNDING SOIL LEVEL TO FORM SHALLOW DEPRESSION IN SOIL AROUND ROOTBALL FOR IMPROVED WATER RETENTION. BACKFILL AND COMPACT WITH TOPSOIL AROUND ROOTBALL, ENSURING NO AIR POCKETS REMAIN.

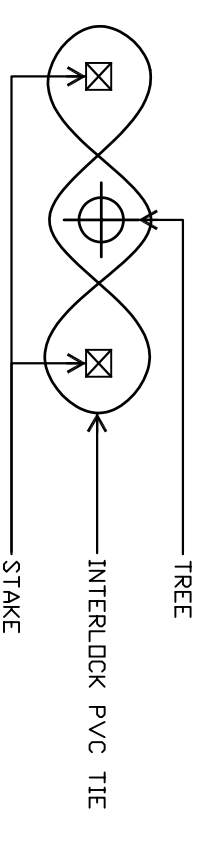
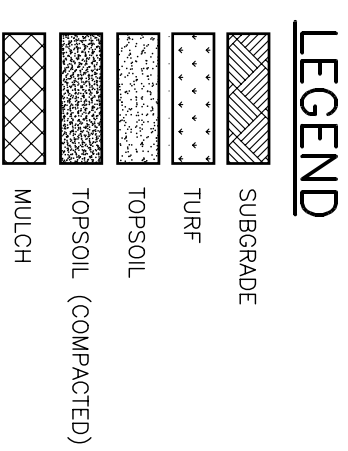
IF SPECIFIED, FOR AGGRESSIVE TREE ROOTS, USE NYLEX ROOT BARRIER OR APPROVED EQUIVALENT. MINIMUM 600 DEPTH TO ROAD SIDE OF TREE PIT. LENGTH OF ROOT BARRIER AS SPECIFIED.

PLACE SLOW RELEASE FERTILISER AROUND THE ROOTBALL TO MANUFACTURER'S SPECIFICATIONS. LIGHTLY COMPACT TOPSOIL IN 150 LAYERS AND PLACE ROOTBALL ON TOP.

IF SPECIFIED, 450 "MEGAFLOW" STRIP DRAIN OR APPROVED EQUIVALENT TO ROAD SIDE OF TREE PIT.

IF SPECIFIED, 100 THICK GRAVEL DRAINAGE LAYER, LOCATED A MINIMUM 300 BELOW PAVEMENT MATERIAL. 5 OR 10 NOMINAL SINGLE SIZE SCREENINGS WITH FILTER FABRIC (BIDIM) A14 OR EQUIVALENT ON TOP. 100Ø CORRUGATED PERFORATED POLYETHYLENE PIPE CLASS 400 TO DEWATER DRAINAGE LAYER AND PROTECT PAVEMENT FROM WATER INGRESS. CONNECT TO STORMWATER.

CULTIVATE SUBGRADE AND TREE PIT WALL TO 100.




### NOTES

- REFERENCE SPECIFICATION S190 LANDSCAPING SHOULD BE READ IN CONJUNCTION WITH THIS DRAWING.
- SIDE DRAINS SHALL OUTLET TO A GULLY, PREFERABLY, OR STORMWATER PIPE.
- 100Ø CORRUGATED PERFORATED POLYETHYLENE (PE) PIPE AND FITTINGS TO BE CLASS 400 TO AS 2439.
- USE STANDARD FITTINGS FOR ALL CONNECTIONS INCLUDING THE JOINING OF LENGTHS OF CORRUGATED PIPE.
- DRAINAGE PIPES TO BE LAID TO A MINIMUM GRADE OF 1 in 250 FOR PIPE DRAINS AND TO A MINIMUM GRADE OF 1 in 100 FOR SCREENING ONLY DRAINS.
- SCREENING SURROUND AND THE BACKFILL PAVEMENT MATERIAL MUST BE ADEQUATELY COMPACTED TO PROVIDE FLEXIBLE PIPE SUPPORT AS REQUIRED IN ACCORDANCE WITH AS 2566.
- SUPPLY AND INSTALL PANEL DRAINS, IF USED, REFER TO THE MANUFACTURERS SPECIFICATIONS.
- GRADING OF SINGLE SIZE SCREENING MATERIALS.  

A.S. SIEVE SIZE(mm)	%PASSING (% BY WEIGHT)	5mm NOMINAL SIZE	10mm NOMINAL SIZE
13.2	—	—	100
9.50	—	—	85-100
6.70	100	—	—
4.75	0-20	85-100	—
2.36	0-5	0-40	—
0.075	0-2	0-2	—
- DIMENSIONS IN MILLIMETRES (UNO).

ISSUE	AMENDMENT	DRAWN DATE	CHK'D DATE	APPR'D DATE
A	ORIGINAL ISSUE	April '01	May '01	June '01

DESIGN AUTHORISED FOR ISSUE B. BALL SIGNATURE ON ORIGINAL DATED 29/6/01	DESIGN STD DWG GROUP	DATE	April '01
MANAGER ASSET SUPPORT - R.P.E.G. 3, 8, 5, 2	DRAWN	CITY DESIGN	April '01
DESIGN APPROVED	CHECKED	K. FOSTER	May '01
L. PLANT SIGNATURE ON ORIGINAL DATED 27/6/01	DRAWING FILENAME	UMS 511	
SENIOR PROGRAM OFFICER - LANDSCAPE AGENCY	ASSOCIATED PLANS	SUPERSEDES	



### BRISBANE CITY COUNCIL - URBAN MANAGEMENT DIVISION

TREE PLANTING WITHIN  
TURF AREAS TO  
FOOTPATH

SCALE	NOT TO SCALE
DWG No.	UMS 511
ORIGINAL SIZE	A3
REVISION	A