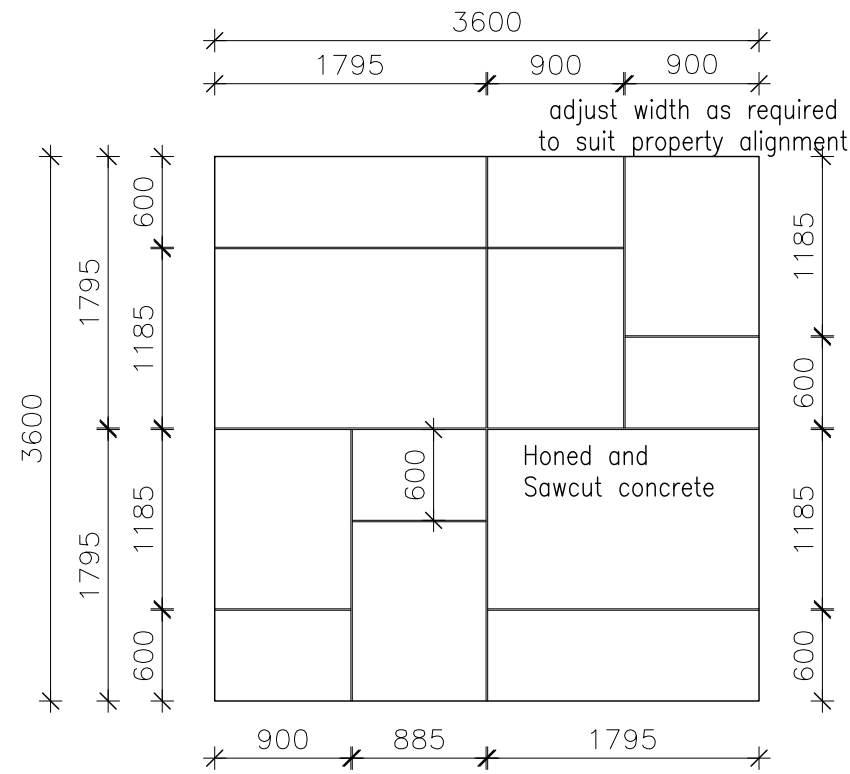
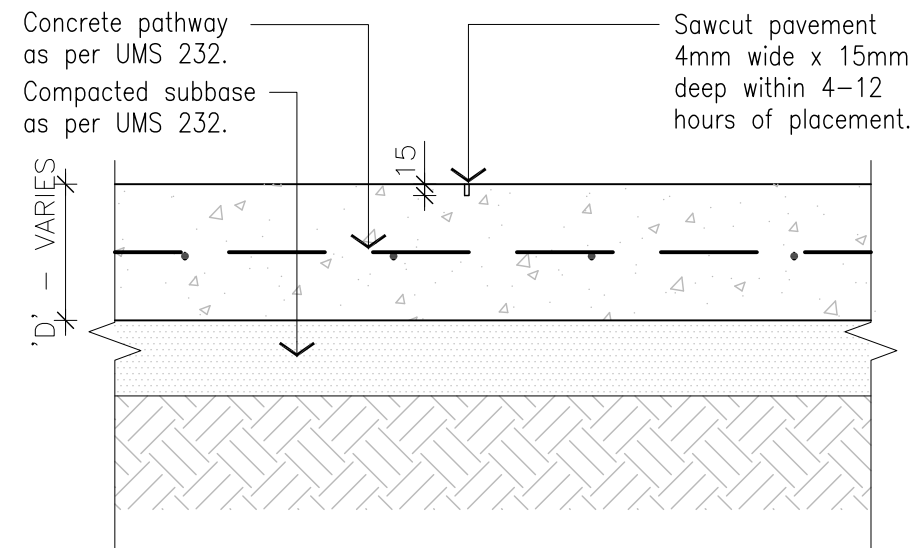


**CONCRETE FOOTPATH –
DECORATIVE SAWCUT PATTERN A**



**CONCRETE FOOTPATH –
DECORATIVE SAWCUT PATTERN B**



**CONCRETE FOOTPATH –
DECORATIVE SAWCUT**

STRUCTURAL DESIGN REVIEWED AND
CERTIFIED FOR ISSUE
NAME: B. BALAKUMAR RPEQ: 3963
SIGNATURE: SIGNATURE ON ORIGINAL DATE: 28/07/10

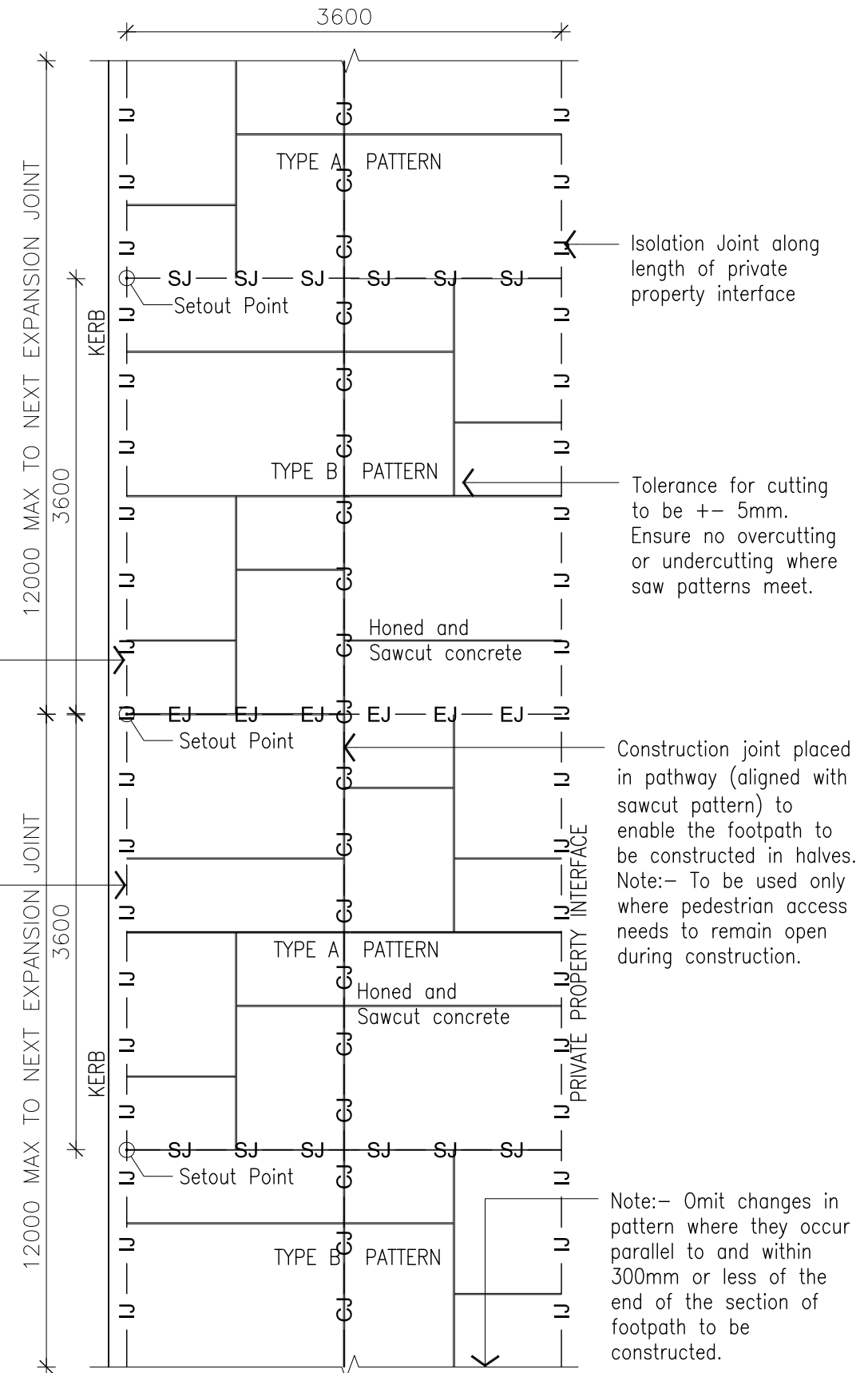
GENERAL NOTES

1. Refer to UMS 232 for standard concrete pathway details and specifications. Refer to 547 for jointing details.
2. For Honing of concrete refer to UMS 232 – concrete finishes specifications.
3. All dimensions in millimetres (UNO).
4. Refer to Centres Detail Design Manual for locations on where honed and sawcut pavement treatment is to be applied.
5. Where adjoining an existing footpath with matching pavement treatment ensure sawcuts and patterns align.
6. Tolerances for sawcutting are + - 5mm.

SJ – Sawn Joint
CJ – Construction Joint
EJ – Expansion Joint
IJ – Isolation Joint

Standard kerb and channel. Refer to UMS 211.

Isolation Joint along length of kerb. Refer to UMS 545 for isolation joint details.



CONCRETE FOOTPATH–JOINT SETOUT

ISSUE	AMENDMENT	DRAWN DATE	CHK'D DATE	APPR'D DATE
B	NOTE AMENDMENTS	OCT '11	OCT '11	OCT '11
A	ORIGINAL ISSUE	JUN '10	JUN '10	JUN '10

DESIGN AUTHORISED FOR ISSUE			
P. COTTON SIGNATURE ON ORIGINAL	DESIGN	BAS	DATE JUN '10
MANAGER CITY ASSETS, R.P.E.Q: 2 5 4 6	DRAWN	PRM	DATE JUN '10
DESIGN APPROVED	CHECKED	D.K. SIGNATURE ON ORIGINAL 28-07-10	DATE JUN '10
V. MARTIN SIGNATURE ON ORIGINAL DATED 06/9/10	DRAWING FILENAME	UMS 541	
PRINCIPAL OFFICER URBAN DESIGN UNIT	ASSOCIATED PLANS		



BRISBANE CITY COUNCIL STANDARD DRAWING

**CONCRETE FOOTPATH
DECORATIVE SAWCUT
SHEET 01**

SCALE NOT TO SCALE	
DWG No. UMS 541	
ORIGINAL SIZE A3	REVISION B